



2017

**Rules and Regulations
&
Technical Inspection Manual**

SUPPLEMENTAL RULE BOOK

DOWNHILL INLINE

INLINE BOARDS

GRAVITY BIKES

- I. INTRODUCTION**
- II. OFFICIAL RULE BOOK**
- III. ELIGIBILITY**
- IV. SAFETY EQUIPMENT**
 - A. PROTECTIVE EQUIPMENT REQUIREMENTS**
 - B. DOWNHILL INLINE PROTECTIVE EQUIPMENT**
 - 1. HELMETS
 - 2. LEATHERS
 - 3. SPEEDSUITS
 - 4. GLOVES
 - 5. ELBOW AND KNEE PADS
 - C. INLINE BOARD PROTECTIVE EQUIPMENT**
 - 1. HELMETS
 - 2. LEATHERS
 - 3. SPEEDSUITS
 - 4. GLOVES
 - 5. FOOTWEAR
 - 6. ELBOW AND KNEE PADS
 - D. GRAVITY BIKE PROTECTIVE EQUIPMENT**
 - 1. HELMETS
 - 2. LEATHERS
 - 3. SPEEDSUITS
 - 4. GLOVES
 - 5. FOOTWEAR
 - 6. ELBOW AND KNEE PADS
- V. DOWNHILL INLINE SPECIFICATIONS**
 - A. SKATES
 - B. FAIRINGS
 - C. NUMBER AREA
 - D. NUMBERS
 - E. NUMBERS USAGE
- VI. INLINE BOARD SPECIFICATIONS**
 - A. FRAME
 - B. WEIGHT
 - C. LENGTH
 - D. FAIRINGS
 - E. BRAKES
 - F. WHEELS
 - G. TIRES
 - H. NUMBER AREA
 - I. NUMBERS
 - J. NUMBERS USAGE
 - K. BALLAST
- VII. GRAVITY BIKE SPECIFICATIONS**
 - A. FRAME
 - B. WEIGHT
 - C. LENGTH
 - D. FAIRINGS
 - 1. Front
 - 2. Rear
 - E. FRONT END

- F. BRAKES
- G. WHEELS
- H. TIRES
- I. FOOT PEGS/KNEELER BOARDS
- J. HANDLEBARS
- K. SEAT
- L. NUMBER AREA
- M. NUMBERS
- N. NUMBERS USAGE
- O. BALLAST

VIII. FAIRING GRAVITY BIKE SPECIFICATIONS

- A. FRAME
- B. WEIGHT
- C. LENGTH
- D. FAIRINGS
- E. TAIL PIECE
- F. BRAKES
- G. WHEELS
- H. TIRES
- I. FOOT PEGS/KNEELER BOARDS
- J. HANDLEBARS
- K. SEAT
- L. NUMBER AREA
- M. NUMBERS
- N. NUMBERS USAGE
- O. BALLAST

IX. RACING PROCEDURES

- A. COMPETITORS START POSITION
 - 1. DOWNHILL INLINE
 - 2. INLINE BOARD & GRAVITY BIKES

X. DRAWINGS

IGSA Supplemental Rule Book 2017 – Gravity Bikes, Inline Boards, Downhill Inline

PUBLISHED JUNE 1, 2017 BY THE IGSA RULES SUBCOMMITTEE.

The Rules and Regulations & Technical Inspection Manual have been established by the IGSA since its inception for the organization, conduct, and judging of our sport. The rules are reviewed every year by the IGSA Rules Subcommittee. In translation and interpreting these rules, it is understood that the words "shall", "should", "will", and "must" are mandatory, and the words "can" and "may" are permissive.

I. INTRODUCTION

The supplemental rule book for other sports allows for user friendly use. All pertinent information to the gravity sports offered by IGSA in the main rulebook is in effect for this supplemental rulebook. This part of the rulebook is geared to the specifications and safety gear of the other sports.

II. OFFICIAL RULE BOOK

The official version of the Rulebook is the one available from the IGSA website. All changes between the printed Rulebook and the website rulebook will be highlighted. It is the responsibility of the organizing IGSA Rules Subcommittee to ensure these changes are distributed at the Riders' meetings of all IGSA events and posted on the official IGSA website.

III. ELIGIBILITY

A. OFFICIAL ENTRY: The competitor, not the equipment is the official entry in an IGSA sanctioned event and there shall be no substitution of the competitor. The competitor must be present and complete the pre-race technical inspection with all equipment necessary to substantiate legal entry. This includes all protective equipment. All equipment must be presented and must pass pre-race technical inspection. At no point, will any competitor or racing equipment be allowed to compete that has not passed pre-race technical inspection.

B. PRE-RACE TECHNICAL INSPECTION: All racing equipment shall be submitted to a pre-race technical inspection to ensure compliance of the IGSA Rules and Regulations.

1. Pre-race technical inspection shall consist of:

- a. Visual inspection for legal and safe appearance of the race equipment and its parts.
- b. Visual inspection of personal safety equipment.
- c. Measurement of the width, length, wheels, weight and other applicable specifications.

2. It is NOT the technical inspector's responsibility to identify or correct problems that may affect the performance of otherwise legal equipment.

3. It is the competitor's responsibility to ensure that the equipment is ready, legal, and safe for competition.

4. If there are any equipment legality questions they should be raised to the Technical Inspector prior to submitting the equipment for inspection.

5. Equipment failing technical inspection must be corrected by its owner/competitor, be resubmitted to and pass technical inspection before being accepted into the race field.

6. Any equipment changes made after passing Technical Inspection must conform to all IGSA rules and regulations. Using equipment that does not conform to IGSA regulations is grounds for immediate disqualification.

7. Passing technical inspection does not deem equipment to be safe or free from defects.

C. EVENT ELIGIBILITY: The number of entries may be limited at some events. World Ranking points must be used at least partially, to determine eligibility. The remainder will be determined at the promoter's option.

D. MINIMUM AGE REQUIREMENTS: Competitor's age for the season is determined as of January 1st of the current year. The minimum age to compete in the open categories of an IGSA sanctioned event is 14 years old. Minimum age exceptions can be made at the promoter's option. Competitors must be at least 8 years of age. A competitor can compete in an open class and a junior II class at the same event. **A parent or legal guardian must sign a release waiver for all competitors who are under 18. If the parent or legal guardian is unable to sign the release wavier at the event, then the form must be notarized and brought to the event.**

IV. SAFETY EQUIPMENT

A. PROTECTIVE EQUIPMENT REQUIREMENTS: All required protective equipment must be used in all practice, qualifying and race runs of an IGSA sanctioned event. **NO EXCEPTIONS**

B. DOWNHILL INLINE PROTECTIVE EQUIPMENT

- 1. HELMETS:** Hard shell is required. Helmets must be full-face design with a shatterproof shield or goggles. The helmet must be worn to the manufactures recommendations. Helmet strap must be worn tight and secure as designed. **NO EXCEPTIONS!** No snap on chin guards. No modifications allowed except to face shield. Certified helmets designed for motorcycle or motor sports use are recommended.
- 2. LEATHERS:** All inline racers must wear a one (1) or two (2) piece suit made of leather and/or Kevlar. If two piece, it must zip together at the waist. Race organizers may modify the leathers requirement as long as the IGSA board approves the modification and the modification is clearly published in the race announcement.
- 3. SPEEDSUITS:** Speedsuits must be worn over the protective suit.
- 4. GLOVES:** Racers must wear full fingered, leather and/or Kevlar gloves. Any gloves constructed of rubber, nylon, cotton, etc. must be worn over approved gloves.
- 5. ELBOW AND KNEE PADS:** Protective padding for the knees and elbows is recommended but not mandatory.

C. INLINE BOARD PROTECTIVE EQUIPMENT

- 1. HELMETS:** Hard shell is required. Helmets must be full-face design with a shatterproof shield or goggles. The helmet must be worn to the manufactures recommendations. Helmet strap must be worn tight and secure as designed. **NO EXCEPTIONS!** No snap on chin guards. No modifications allowed except to face shield. Certified helmets designed for motorcycle or motor sports use are recommended.
- 2. LEATHERS:** All racers must wear a one (1) or two (2) piece suit made of leather and/or Kevlar. If a two-piece is used, it must zip together at the waist.
- 3. SPEEDSUITS:** Speedsuits* not allowed.
*Speedsuits are defined as any full or partial covering of the leathers with a fabric or coating to gain aerodynamic advantage. Lycra shirts or bibs distributed by the race organizer to all competitors are allowed.
- 4. GLOVES:** Racers must wear full fingered, leather and/or Kevlar gloves. Any gloves constructed of rubber, nylon, cotton, etc. must be worn over approved gloves.
- 5. FOOTWEAR:** Shoes must be in good condition and be laced buckled or secured as designed. The ankles must be protected against abrasion injuries. High top shoes are recommended.
- 6. ELBOW AND KNEE PADS:** Protective padding for the knees and elbows is recommended but not mandatory.

D. GRAVITY BIKE & FAIRING GRAVITY BIKE PROTECTIVE EQUIPMENT

- 1. HELMETS:** Hard shell is required. Helmets must be full-face design with a shatterproof shield or goggles. The helmet must be worn to the manufactures recommendations. Helmet strap must be worn tight and secure as designed. **NO EXCEPTIONS!** No snap on chin guards. No modifications allowed except to face shield. Certified helmets designed for motorcycle or motor sports use are recommended.
- 2. LEATHERS:** All racers must wear a one (1) or two (2) piece suit made of leather and/or Kevlar. If a two-piece is used, it must zip together at the waist.
- 3. SPEEDSUITS:** Speedsuits* not allowed.
*Speedsuits are defined as any full or partial covering of the leathers with a fabric or coating to gain aerodynamic advantage. Lycra shirts or bibs distributed by the race organizer to all competitors are allowed.
- 4. GLOVES:** Racers must wear full fingered, leather and/or Kevlar gloves. Any gloves constructed of rubber, nylon, cotton, etc. must be worn over approved gloves.

5. **FOOTWEAR:** Shoes must be in good condition and be laced buckled or secured as designed. The ankles must be protected against abrasion injuries. High top shoes are recommended.
6. **ELBOW AND KNEE PADS:** Protective padding for the knees and elbows is recommended but not mandatory.

V. DOWNHILL INLINE SPECIFICATIONS

- A. **SKATES:** All inline skates, roller-skates, street skis, and roller skis are allowed, as long as they are sturdy, safe, and previously tested. Braking devices are allowed.
- B. **FAIRINGS:** Fairings may only be worn on the lower leg. They must be constructed of foam or other materials that compress or flex upon impact. They may not extend more than fifteen point twenty-four centimeters (15.24cm / 6") from the leg material on the protective suit.
- C. **NUMBER AREA:** All competitors are required to have their IGSA assigned number located on their helmet or a bib. Bibs must be worn as designed. Helmet numbers must be placed on both sides and visible in the riding position. Bib numbers must be placed on both the front and back. The number area and number must be of contrasting colors and be highly visible from six meters (6m / 20') away.
- D. **NUMBERS:** Number digits must be a minimum of seven point six centimeters (7.6cm / 2.95") tall each. Some promoters may issue a bib or bib panel with a number other than your IGSA assigned number. When race numbers have been issued, they must be used as instructed and not tampered with cut or modified in any way. In this case the event number supersedes the IGSA assigned number. **(For number assignment see section XVI. A)**
- E. **NUMBER USAGE:** If a competitor conducts a qualifying run without the correct number displayed in the correct fashion, that qualifying run will be listed as Did Not Finish (DNF). A substitute run will not be allowed. If a competitor races without the correct number displayed in the correct fashion, they will be listed as Did Not Finish (DNF) in the said race.

VI. INLINE BOARD SPECIFICATIONS

Riding position must be conventional stand up skateboard riding style only. Kneeling and other non-standing positions are not permitted. The board must be lean steer activated. Skateboard style kick starts only. Push handles for bobsled style starts will NOT be permitted.

- A. **FRAME:** The frame must be free of any cracks or rust. All welds must be in good condition. The frame and deck should be structurally sound and have no sharp edges that could injure competitors.
- B. **WEIGHT:** The complete board cannot exceed fifteen kilograms (15kg / 33lbs). A 0.5 kg allowance will be given for variances in the accuracy of scales.
- C. **LENGTH:** The total maximum board length cannot exceed one-hundred-eighty-five centimeters (185cm / 72.8"). (e.g. nose to end of rear wheel)
- D. **FAIRINGS:** Nose cones mounted to the frame are permitted but cannot extend past the front tire rear edge. Sharp edges that could injure competitors will not be permitted.
- E. **BRAKES:** The board must have working brakes. Disc or rim type brake systems designed for bicycles are required. Disc type brakes are recommended. Scrub type braking systems that work off the tires are not permitted.
- F. **WHEELS:** Wheels size cannot exceed fifty-one centimeters (51cm / 20"). Disk style wheel covers are permitted on the rear only. The number of wheels must be exactly two.
- G. **TIRES:** Tires must be in good condition with no visible cracks in the sidewall or tread. Tires must be a pneumatic design (air inflatable).
- H. **NUMBER AREA:** All competitors are required to have their IGSA assigned number located on their helmet or a bib. Bibs must be worn as designed. Helmet numbers must be placed on both sides and visible in the riding position. Bib numbers must be placed on both the front and back. The number area and number must be of contrasting colors and be highly visible from six meters (6m / 20') away.

- I. **NUMBERS:** Number digits must be a minimum of seven point six centimeters (7.6cm / 2.95") tall each. Some promoters may issue a bib or bib panel with a number other than your IGSA assigned number. When race numbers have been issued, they must be used as instructed and not tampered with cut or modified in any way. In this case the event number supersedes the IGSA assigned number. **(For number assignment see section XVI. A)**
- J. **NUMBER USAGE:** If a competitor conducts a qualifying run without the correct number displayed in the correct fashion, that qualifying run will be listed as Did Not Finish (DNF). A substitute run will not be allowed. If a competitor races without the correct number displayed in the correct fashion, they will be listed as Did Not Finish (DNF) in the said race.
- K. **BALLAST:** Any weight additions shall be securely bolted to the frame or contained inside the frame tubing. Carrying of ballast on the competitor's person is prohibited. Tape, tie wraps or fasteners other than bolts are not legal for attaching weight. Ballast weight on all boards must be fastened with a minimum six-millimeter (6mm / 0.236") through bolt with nylock nuts and be cotter keyed or safety wired. Tech inspectors are charged to make thorough inspections of weight installations to make sure they meet the through bolt requirement. Any weight added should be as low to the ground as possible, without compromising required ground clearance for safe riding.

VII. GRAVITY BIKE SPECIFICATIONS

- A. **FRAME:** Bike frame must be free of any cracks or rust. All welds must be in good condition.
- B. **WEIGHT: Total weight of the bike, competitor and all protective gear in racing configuration cannot exceed one-hundred-thirty-two kilograms (132kg / 291lbs).** The complete bike cannot exceed thirty-four kilograms (34kg / 75lbs). Soft ballast added to the competitor's body cannot exceed ten kilograms (10kg / 22lbs). If a heavyweight competitor is unable to comply with the maximum combined weight rule (132kg / 291lbs), they will still be allowed to compete if their bike does not exceed sixteen kilograms (16kg / 35lbs). No added ballast will be permitted on either the bike or the body of overweight competitors. **A 0.5 kg allowance will be given for variances in the accuracy of scales.**
- C. **LENGTH:** Wheel base (axle to axle) must not exceed one hundred twenty-seven centimeters (127cm / 50").
- D. **FAIRINGS:** Small fairings to accommodate numbers are allowed on the front and rear.
 - 1. **Front:** A small fairing of any size or shape that can be designed to fit inside a box with the dimensions twenty-five centimeters (25cm / 10") by thirty-one centimeters (31cm / 12.2") is allowed.
 - 2. **Rear:** A small fender like tailpiece can extend a maximum of ten centimeters (10cm / 3.93") beyond the rear tire. It cannot exceed fifteen centimeters (15cm / 5.90") in width.
- E. **FRONT END:** Front fairing cannot extend more than fifteen centimeters (15cm / 5.90") ahead of front tire.
- F. **BRAKES:** Bikes must have working front and rear brakes. Brakes must be adequate to stop the bike in one hundred meters (100m / 328') from a speed of one hundred kilometers per hour (100kph / 62mph) or the competitor will be disqualified. Disc type brakes are recommended.
- G. **WHEELS:** Wheel size cannot exceed fifty-one centimeters (51cm / 20"). Disk wheels will be allowed on the rear only.
- H. **TIRES:** Tires must be in good condition with no visible cracks in the sidewall or tread. If a particular tire proves to have a significant performance advantage and is not made commercially available* for a reasonable price, it could be specifically banned in the future.
*Commercially available means the product must have been distributed to at least 24 people outside the company.
- I. **FOOT PEGS / KNEELER BOARDS:** Foot pegs at or near the rear axle or kneeler boards are required. Foot pegs must be at least three centimeters (3cm / 1.18") in diameter. Kneeler boards must not have any sharp corners.
- J. **HANDLEBARS:** Width of handlebars cannot exceed sixty-one centimeters (61cm / 24"). Grips are required and must be in good condition.
- K. **SEAT:** A seat is required and must be securely mounted to the bike. No tape or zip ties.

- L. **NUMBER AREA:** All competitors are required to have their IGSA assigned number located on their bike or a bib. Bibs must be worn as designed. Bike numbers must be visible on the front and both sides of the bike when the competitor is in the riding position. Bib numbers must be placed on both the front and back. The number area and number must be of contrasting colors and highly visible from six meters (6m / 20') away.
- M. **NUMBERS:** Number digits must be a minimum of seven point six centimeters (7.6cm / 2.95") tall each. Some promoters may issue a bib or bib panel with a number other than your IGSA assigned number. When race numbers have been issued, they must be used as instructed and not tampered with cut or modified in any way. In this case the event number supersedes the IGSA assigned number. **(For number assignment see section XVI. A)**
- K. **NUMBER USAGE:** If a competitor conducts a qualifying run without the correct number displayed in the correct fashion, that qualifying run will be listed as Did Not Finish (DNF). A substitute run will not be allowed. If a competitor races without the correct number displayed in the correct fashion, they will be listed as Did Not Finish (DNF) in the said race.
- O. **BALLAST:** Ballast is allowed on both the bike and the competitor to reach the maximum weight limit. Any weight added to the bike must be securely fastened to the frame. Tape, tie wraps or fasteners other than bolts or hose clamps are not legal for attaching weight. Ballast weight on bikes must be fastened with either a minimum six-millimeter (6mm / 0.236") through bolt or double hose clamps. Ballast weights in excess of one kilogram (1kg / 2.2lbs) will require a minimum of thirteen-millimeter (13mm / 0.511") through bolt. Bolt and nut installations must be either cotter keyed or safety wired. Ballast added to the competitor must be soft weights only and cannot exceed ten kilograms (10kg / 22lbs). Only shot or sand will be accepted and must be securely contained to avoid spillage on the racecourse. Body weights must be worn under leathers. Tech inspectors are charged to make thorough inspections of weight installation to make sure they meet all safety requirements.

VIII. FAIRING GRAVITY BIKE SPECIFICATIONS

- A. **FRAME:** Bike frame must be free of any cracks or rust. All welds must be in good condition.
- B. **WEIGHT: Total weight of the bike, competitor and all protective gear in racing configuration cannot exceed one-hundred-thirty-six kilograms (136kg / 299lbs).** The complete bike cannot exceed thirty-four kilograms (34kg / 75lbs). Soft ballast added to the competitor's body cannot exceed ten kilograms (10kg / 22lbs). If a heavyweight competitor is unable to comply with the maximum combined weight rule (136kg / 299lbs), they will still be allowed to compete if their bike does not exceed twenty-three kilograms (23kg / 50lbs). No added ballast will be permitted on either the bike or the body of overweight competitors. **A 0.5 kg allowance will be given for variances in the accuracy of scales.**
- C. **LENGTH:** Wheel base (axle to axle) must not exceed one hundred twenty-seven centimeters (127cm / 50").
- D. **FAIRINGS:** Front fairing cannot extend more than twelve point seven centimeters (12.7cm / 5") ahead of front tire. Fairing cannot cover more than seven point six centimeters (7.6 / 3") of the front wheel. Fairing cannot cover the competitors body completely. Competitor must be visible from side view. Fairing must be mounted to the frame in a secure manner. Tape and/or zip ties will not be considered adequate fasteners.
- E. **TAIL PIECE:** The tailpiece can extend a maximum of sixty-one centimeters (61cm / 24") beyond the rear wheel. Tailpiece cannot be any wider than the competitor.
- F. **BRAKES:** Bikes must have working front and rear brakes. Brakes must be adequate to stop the bike in one hundred meters (100m / 328') from a speed of one hundred kilometers per hour (100kph / 62mph) or the competitor will be disqualified. Disc type brakes are recommended.
- G. **WHEELS:** Wheel size cannot exceed fifty-one centimeters (51cm / 20"). Disk wheels will be allowed on the rear only.
- H. **TIRES:** Tires must be in good condition with no visible cracks in the sidewall or tread. If a particular tire proves to have a significant performance advantage and is not made commercially available* for a reasonable price, it could be specifically banned in the future.
*Commercially available means the product must have been distributed to at least 24 people outside the company.
- I. **FOOT PEGS / KNEELER BOARDS:** Foot pegs at or near the rear axle or kneeler boards are required. Foot pegs must be at least three centimeters (3cm / 1.18") in diameter. Kneeler boards must not have any sharp corners.

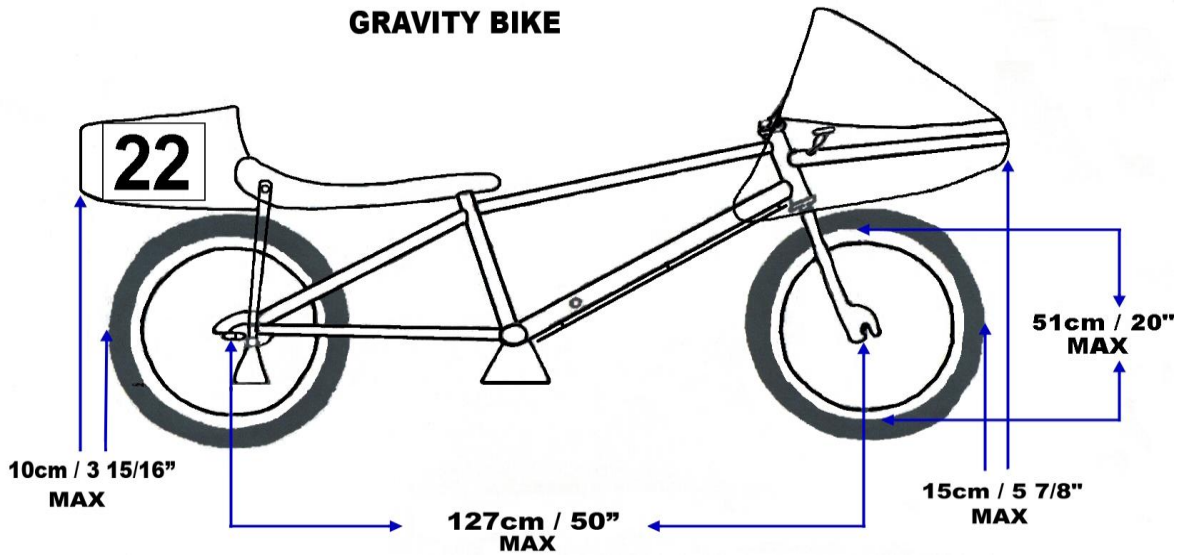
- J. HANDLEBARS:** Width of handlebars cannot exceed sixty-one centimeters (61cm / 24"). Grips are required and must be in good condition.
- K. SEAT:** A seat is required and must be securely mounted to the bike. No tape or zip ties.
- L. NUMBER AREA:** All competitors are required to have their IGSA assigned number located on their bike or a bib. Bibs must be worn as designed. Bike numbers must be visible on the front and both sides of the bike when the competitor is in the riding position. Bib numbers must be placed on both the front and back. The number area and number must be of contrasting colors and highly visible from six meters (6m / 20') away.
- M. NUMBERS:** Number digits must be a minimum of seven point six centimeters (7.6cm / 2.95") tall each. Some promoters may issue a bib or bib panel with a number other than your IGSA assigned number. When race numbers have been issued, they must be used as instructed and not tampered with cut or modified in any way. In this case the event number supersedes the IGSA assigned number. **(For number assignment see section XVI. A)**
- N. NUMBER USAGE:** If a competitor conducts a qualifying run without the correct number displayed in the correct fashion, that qualifying run will be listed as Did Not Finish (DNF). A substitute run will not be allowed. If a competitor races without the correct number displayed in the correct fashion, they will be listed as Did Not Finish (DNF) in the said race.
- O. BALLAST:** Ballast is allowed on both the bike and the competitor to reach the maximum weight limit. Any weight added to the bike must be securely fastened to the frame. Tape, tie wraps or fasteners other than bolts or hose clamps are not legal for attaching weight. Ballast weight on bikes must be fastened with either a minimum six-millimeter (6mm / 0.326") through bolt or double hose clamps. Ballast weights in excess of one kilogram (1kg / 2.2lbs) will require a minimum of thirteen-millimeter (13mm / 0.511") through bolt. Bolt and nut installations must be either cotter keyed or safety wired. Ballast added to the competitor must be soft weights only and cannot exceed ten kilograms (10kg / 22lbs). Only shot or sand will be accepted and must be securely contained to avoid spillage on the racecourse. Body weights must be worn under leathers. Tech inspectors are charged to make thorough inspections of weight installation to make sure they meet all safety requirements.

IX. RACING PROCEDURES

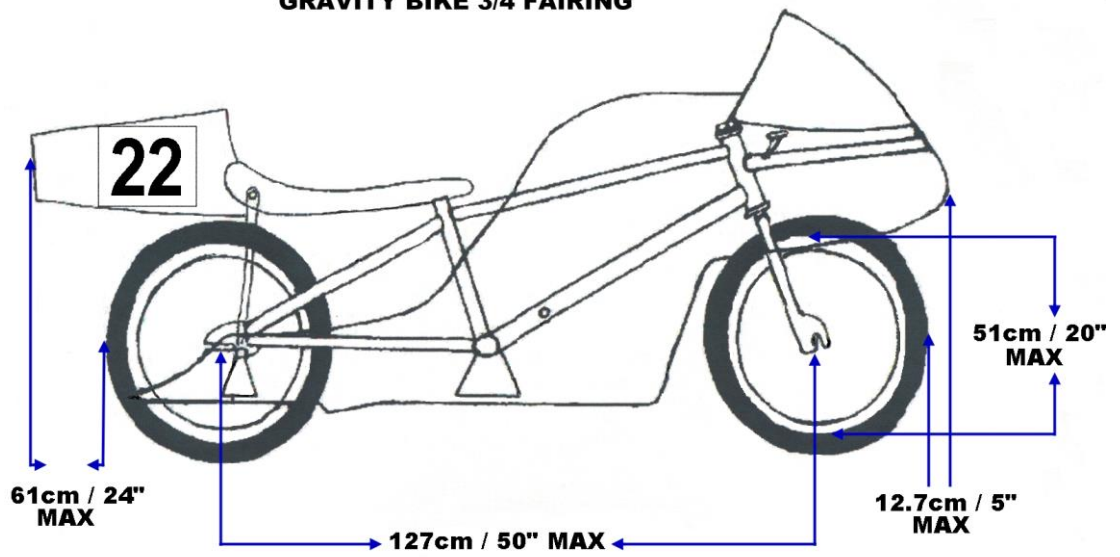
- A. COMPETITORS START POSITION:** Competitors must start no more than twenty-five centimeters (25cm / 9.8") behind the start line or snap line. No starting from further behind to gain an advantage.
 - 1. Downhill Inline:** During the start procedure for racing and qualifying, the competitor must be in the standing position and push using their skates. The competitor must have both feet and equipment behind the start line or snap line. All wheels must be on the ground when starting.
 - 2. Inline Board and Gravity Bikes:** During the start procedure for racing and qualifying, the competitor must have one foot on his equipment and use the other foot for pushing. The competitor must have both feet and equipment behind the start line or snap line. All wheels must be on the ground when starting.

X. DRAWINGS

GRAVITY BIKE

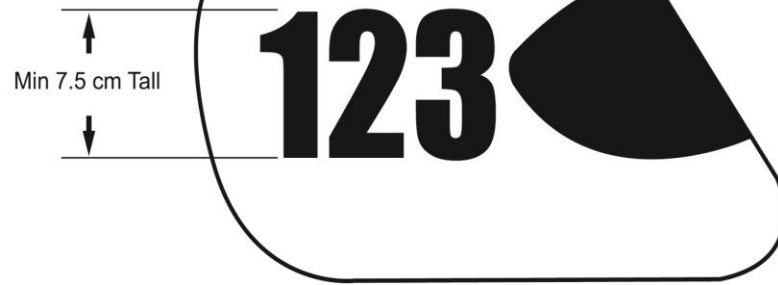


GRAVITY BIKE 3/4 FAIRING



NUMBERS

Must be a minimum
7.5 cm tall (2.95 in) on a
contrasting background.



Numbers must be placed on both sides of helmet.



Downhill Inline and Inline Board Number Placement